


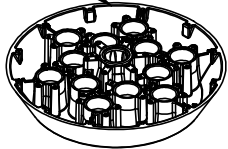


Fusion Series: DAFFODIL



Parts Needed:

Nozzle base
x 1



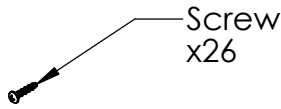
Bolt
x1



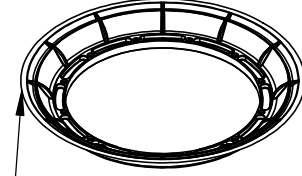
.6 Nozzle Tip
x 1



Flow Stopper x12



Screw
x26

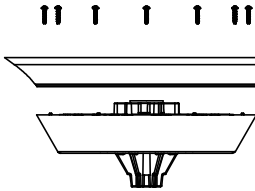


1x Flare Attachment
(already installed)

1.25 OD Washer
x11



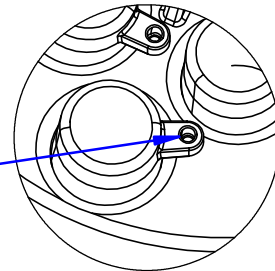
1. Attach Flare to Nozzle Base:



Remove the Flare (which is shipped upside down), flip it as shown and secure with 12 x screws

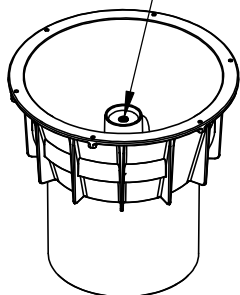
2. Install Flow Stoppers to the Nozzle Base:

Insert 12x Flow Stoppers into the bottom of the Nozzle Base, secure with 12x screws

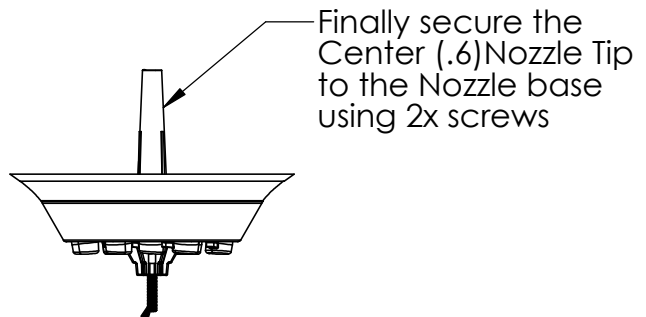


3. Attach the Nozzle Base

Stack 11 Washers in the cup of the Outflow



Secure the Nozzle Base to the unit using the bolt that goes through the center hole



Finally secure the Center (.6) Nozzle Tip to the Nozzle base using 2x screws